

The  
**VIRTUAL MUSEUM**  
of the  
**LANCASHIRE & YORKSHIRE RAILWAY**

Infrastructure Drawings.

Undated.

North Lancashire Loop (Padiham) Line,

Drawing of Bridge at Stake 46.25.

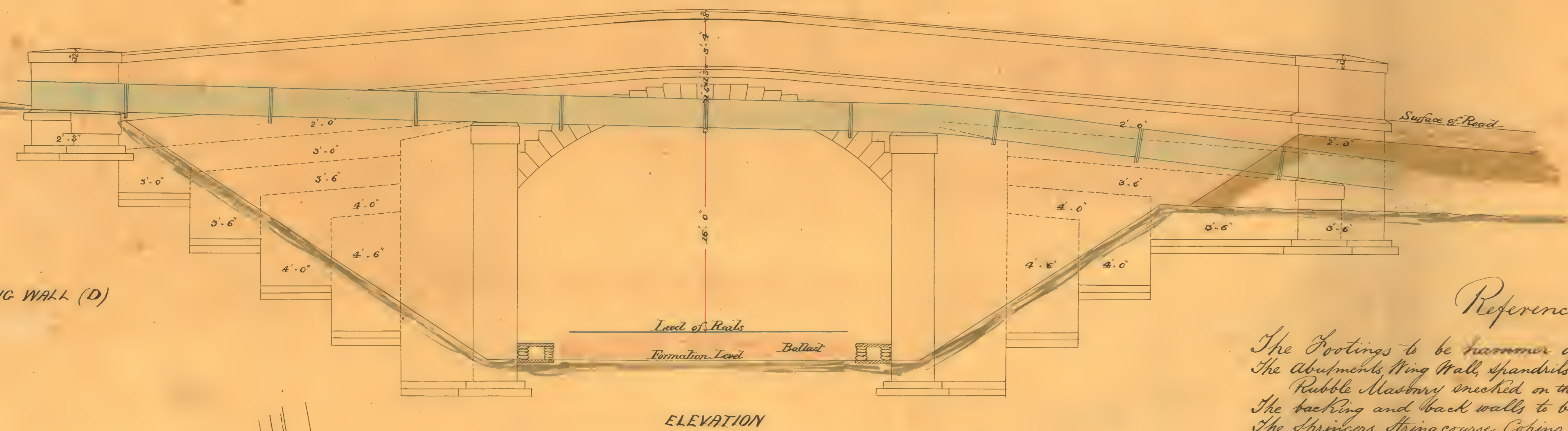
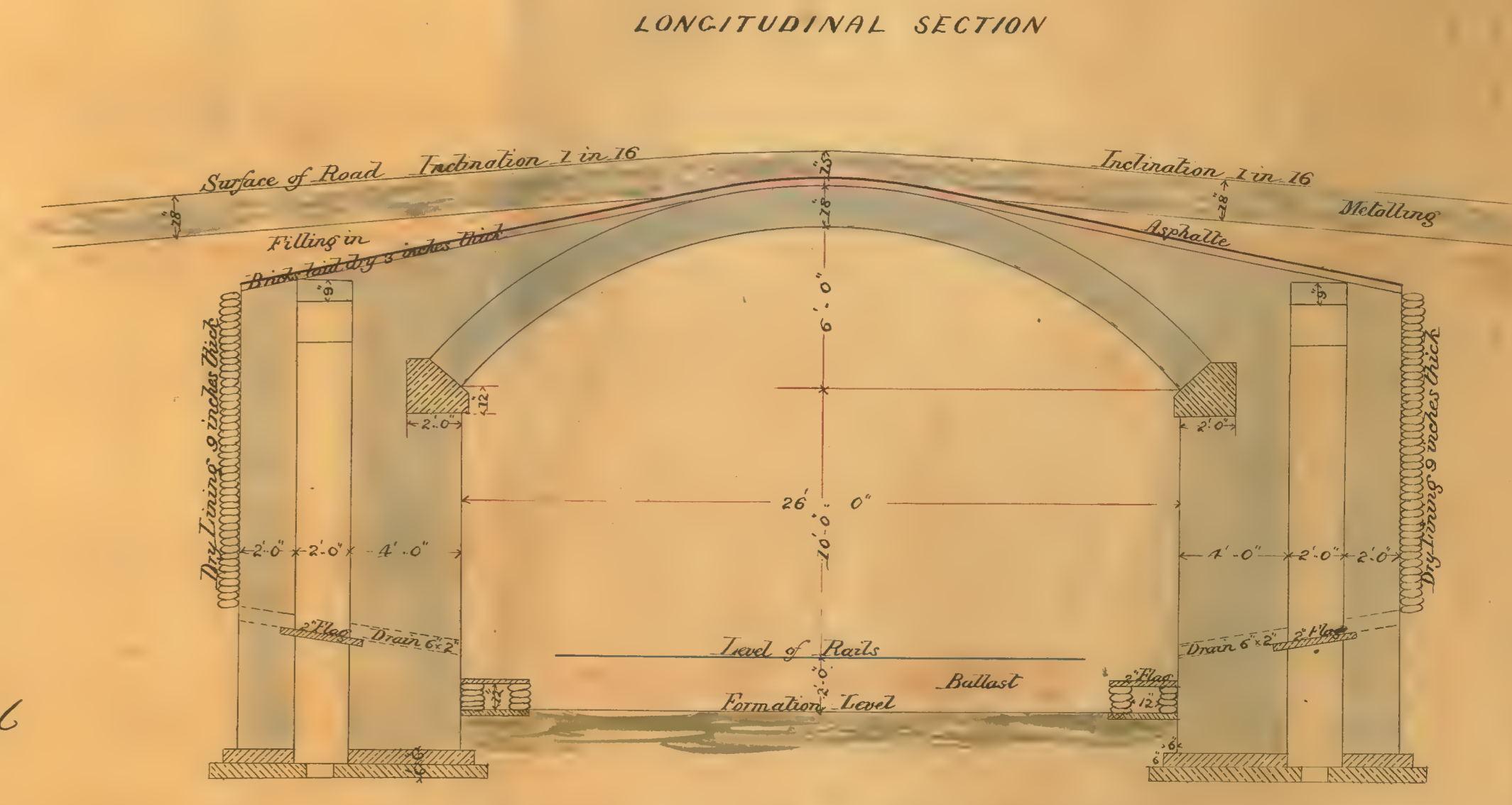
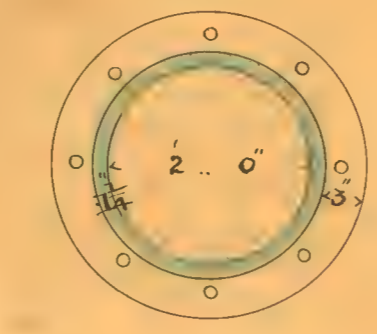

Contract Drawing No.10.

# LANCASHIRE AND YORKSHIRE RAILWAY

CONTRACT DRAWING NO 10

## NORTH LANCASHIRE LOOP LINE

### BRIDGE AT STAKE 46.25



*Reference*

- The Footings to be hammer dressed Stone
- The Abutments, Wing Walls, Spandrels and Parapets to be flat bedded Rubble Masonry finished on the face
- The backing and back walls to be rubble masonry
- The Springers, String course, Coping and Voussoirs to be pitched faced ashlar with arris drafts
- The Arch to be Parapoints in two courses
- The small arches to be bricks, moulded to the radius of the arc.
- The top of arch to be covered with bricks laid dry and covered with asphalt
- The Abutments and Wing Walls to have dry stone lining behind of thick
- The soffits of Arch to be neatly pointed
- A Cast-iron pipe 2 feet diameter to go along side of Bridge supported on masonry on each side of railway Metal 1/4" thick (see Sections)
- A 12 ins square drain with Flag top & bottom on each side of railway

